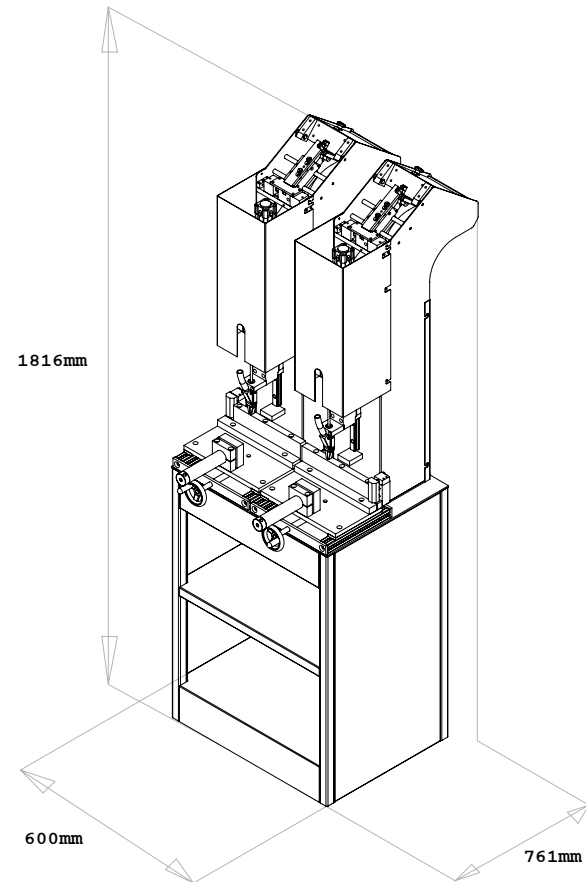





OST 800

AUTOMATIC

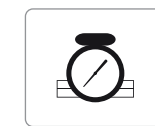
DOUBLE HEAD SCREWING MACHINE



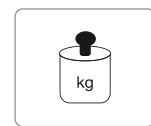
INFORMATION

- Complies with CE standards
- Mechanical structure suitable for high working speed
- Screw driving heads with the ability to work together or separately
- Automatic screw feeding system
- Foot pedal control for screw driving
- Adjustable screw placement and torque for different profiles
- Durable and low-maintenance screw driving tip
- Safety switch to prevent improper use
- Adjustable support sheet stop distance

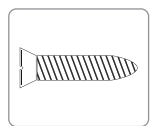
OPTION
· 3 Meter Measurement and Transport Conveyor



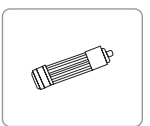
6-8 bar
32/lt/syc



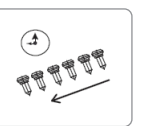
140 kg.



Min : 3,9 x 16
Max : 4,2 x 38



rpm = 2360 mm
n max = 2,59 mm



speed = 1.7 sec/piece